






Antrim County 4-H Poultry Workbook



Name: _____ Age as of Jan 1st: _____

4-H Group: _____ Years in Project: _____

Project Leader: _____

I hereby certify that as the exhibitor of this project, I have personally been responsible for the care of this animal, record keeping, and have completed this project book.

Youth Signature: _____ Date: _____

I, the parent/guardian, certify that my son/daughter has completed this project and completed this record book and will comply with all rules and regulations. I give permission for this book to be on display to the public and will ensure all content is appropriate.

Parent/Guardian Signature: _____ Date: _____

Does Youth have IEP? Yes _____ No _____

**** Records start with possession of your animal and end with Fair Week Estimates.****

Check with your local 4-H Staff to determine when/where your project book needs to be submitted.

Name of Animal: _____

Breed: _____ Color: _____

Estimated Date of Birth: _____

How did you acquire your animal? (check one)

I purchased my animal, purchased from _____

My project was bred and owned (from an animal on my family farm)

Other (please explain): _____

I took possession of my animal on: _____

Purchase Price of Animal: \$ _____

Starting weight: _____ Final weight: _____ = _____ Total Pounds of Gain
(Purchase Date) (Final Weight minus Starting Weight)

Date of final weigh-in (Tuesday of Fair): _____

_____ I have attached a copy of my Youth Market Intent to Sell Poultry, Waterfowl or Rabbit Contract.

Number of days on feed (possession date to fair weigh-in): _____

Average Daily Gain (total pounds of gain divided by number of days on feed): _____

Total Feed Costs: _____ ÷ Total Pounds of Gain: _____ = _____
(Feed Cost per lb. of Gain)

Total Pounds of Feed Fed: _____ ÷ Total Pounds of Gain: _____ = _____
(bs. of Feed Fed per lb. of Gain)

Other Costs for Project: (hoof trimming, grooming supplies, vet bills, etc.) \$ _____

Total Cost of Project (purchase price of animal + feed cost + other costs): \$ _____

This year's Project Goals: (explain the goals that you have for yourself and/or your animal project):

What were two things you learned from completing this project this year?

1. _____

2. _____

Please list two potential buyers you plan to approach this year:

1. _____

2. _____

You can insert your actual fair book page in place of this page.

Beginning Project Picture:

Weight Gain/Growth

Weigh all your young birds together at the start of your project. Divide that total weight by the number of birds you are weighing to get the average weight of one. As the project progresses, weigh 5 or 6 average sized birds together and again divide by the number of birds you weight to determine the weight of an average sized bird. Do this at least 5 times during your project.

Day 1 Date: _____ Average Weight: _____

Date: _____ Average weight: _____

Date: _____ Average weight: _____

Date: _____ Average weight: _____

Date: _____ Average weight: _____

Date: _____ Average weight: _____

Growth Chart

*Mark the starting weight and final weight with **red** dots on the chart. Connect the two dots with a straight **red** line. If your project is a pen of three use the average weight of the pen (add all weights together then divide by 3.)

*Record your animal's weight every month (actual or estimated) and connect these points with a blue or black line.

Pounds

Jan Feb Mar Apr May June July Aug



Poultry Weight Records

Date of Starting Weight	Starting Weight	Date of Finish Weight	Finished Weight	Pounds of Gain	Days on Feed	Average Daily Gain

Average Daily Gain = Total pounds of gain ÷ days on feed

Ending Poultry Picture:

Monthly Feed Record Worksheet (Add additional pages if needed)

Feed Types* ⇒	lbs.		cost		lbs.		cost		lbs.		cost		Monthly lbs.	Total Cost
SEPT														\$
OCT														\$
NOV														\$
DEC														\$
JAN														\$
FEB														\$
MARCH														\$
APRIL														\$
MAY														\$
JUNE														\$
JULY														\$
AUG														\$
TOTALS														\$
													TOTAL FEED COST	TOTAL FEED COST

NOTE: RECORD FEED AS IT IS FED TO YOUR ANIMAL. _Number of animals _____
 *Type of feed should be expressed in pounds and include grains, supplements, mixes, hay, silage, etc. reflected on this chart.
 - The estimated value of homegrown feed needs to be included.

Expenses Other Than Feed

	Vet Cost	Bedding	Medications/ Dewormer	Tack/Show Supplies	Buyer Recog- nition	Other
November						
December						
January						
February						
March						
April						
May						
June						
July						
August						
Total						

Other Expenses: _____

Total Expenses other than Feed: _____

Income For Project

Auction Date	Poultry final Weight	Price Per Pound (Auction Price)	Total Value (Poultry weight x Price per Pound)

Project Knowledge:

1. What is the incubation period for a __ egg?

1) Chicken _____ 2) duck _____ 3) turkey _____

What is a dual purpose breed? _____

2.) When should you not use a dual purpose breed?: _____

3. How many grades of dressed poultry are there? _____

What are they? _____

Match the following definitions to the correct Answer:

- | | | |
|------------|-------|--|
| 1. Defect | _____ | a.) female chicken under 6 months of age |
| 2. Sickles | _____ | b.) Most important nutrient to humans and animals |
| 3. Pullet | _____ | c.) The collection of feather covering the entire body of A bird |
| 4. Barring | _____ | d.) Mineral important for good egg shell formation |
| 5. Water | _____ | e.) Fleshy appendage that hangs over a turkey's beak |
| 6. Plumage | _____ | f.) Source of heat to keep chicks warm |
| 7. Calcium | _____ | g.) Anything short of perfection. |
| 8. Brooder | _____ | h.) Two alternating colors on a feather running across the Width of the feather. |
| 9. Bloat | _____ | i.) The long, curved feathers of a male chicken's tail. |
| 10. Snood | _____ | j.) Largest compartment of a cow's stomach that has Several sacs and serves as a fermentation vat. |

Additional Project Book

REQUIREMENTS

Cadets (5-7): same as 4-H Cloverbuds (non-competitive)

Juniors (8-11): Pick one item from list below and complete.

Intermediates (12-14): Pick one item from the list below and complete.

Seniors (15-19): Pick two items from the list below and complete.

*Create a chore chart of daily, weekly, and monthly chores necessary to properly care for your animal (s).

*Create a crossword puzzle with terms/definitions that relate to your Poultry project.

*Create a picture and label the parts of your poultry project. (Not something already completed online).

*Make a retail meat cut diagram and include where the cuts come from on your poultry project. What is the most expensive cut right now on the market?

*Go to the store and write down the current retail cost per pound on at least 10 different poultry products. Type up your findings in an organized manner. (Whole bird, rotisserie, ground, deli meats, etc.)


* Research and provide a summary of by products that could come from your poultry project.

* Research and write an essay on a common disease the poultry industry is facing today including prevention, treatment, symptoms, diagnosis, best practices, etc.

*Write an essay about at least 5 different breeds leading the poultry industry in the US today. Include heritage, physical characteristics, nick names, merits, etc. You can do this on meat and egg breeds.

* Tell us about your ideal Market poultry pen. Be descriptive and include what physical traits your ideal poultry pen would have that your current project does not.

*Another project of your own creation that illustrated your knowledge of your project. Check with your 4-H leader or 4-H Coordinator if you need assistance.



4-H Poultry Project Book Score Sheet

Page	Name: Novice [] Junior [] Intermediate [] Senior []	Possible Points	Your Points
1	Cover Page-complete with signatures	5	
2	Fair Book Page (Name/Breed)	10	
3	Beginning Picture/Weight Records	10	
4	Growth Chart	10	
5	Ending Picture/Weight Summary	10	
6	Feed Chart	15	
7	Expenses Sheet	10	
8	Project Knowledge	10	
9	Additional Requirements	20	
	Extra Credit -Extra project from page 9 or another worthy project included with Project Book. If project cannot be in project book, please indicate where judges can find project. Points awarded at judge's discretion.	20	
	Total Points:	120	

A: 86-100 B: 71-85 C: 55-70

Books should be neat, and the work of the youth participant. Comments from Judge: _____
